


DISPATCH

WINTER, 1980-81




Hendevous Rumblings
The President Speaks Out
Make Your Own Rope
Well With the Boy?

DISPATCH

WINTER 1980-81

Vol. 17, No. 2



CONTENTS

PAGE

Rendezvous Rumblings	John Eller	3
The F. C. F. President Speaks Out	Fred Deaver	6
Who Are These Fathers?	Alan Brown	7
Get Your Boys Involved in the Holiday Season	Bob Fox	8
Backyard Camping	Barbara Skaggs	10
Campground Scare	Kenneth Austin	11
Make Your Own Rope	Wayne Farrand	12
Is It Well With the Boy?	John Eller	14
Reasons for Growth	Bob Burkhart	16

COVER ART & PHOTOS: Highlights from this year's F. C. F. National Rendezvous in Crossville, Tennessee.

Staff

Editor: David Barnes, Assoc. Editor: John Eller, Art: V. I. Productions, National Committee: Silas Gaither, Paul McGarvey, Johnnie Barnes, Paul Stanek.

DISPATCH (ISSN 0190-4264) published quarterly by Royal Rangers, 1445 Boonville Ave., Springfield, MO 65802. Second-class postage paid at Springfield, Missouri. Copyright 1980 General Council of the Assemblies of God. Printed in U.S.A.

POSTMASTER: Send address changes to Dispatch, 1445 Boonville Ave., Springfield, MO 65802.



**DOWNHILL FUN.
RANGERS
BUILDING AND
SLIDING ON SLEDS.**



How about an idea for your outpost and district—a fun time in the winter season. Last year, Outpost 39, of the Southern New England District, located in Pittsfield, Massachusetts, hosted its 5th annual Slide-a-Rama on February 2, 1980. The year before, 125 boys attended from all across the western area of the district, with expected double that this year.

Next come the Pioneers who must build their own sled out of scraps of skis, wood, etc., with no modified store-bought sleds of any sort allowed. Commanders supervise the boys, and let them do the constructing of the sled—however, a watchful eye is looking for any safety hazards. In the downhill Pioneer race, 2 boys per sled participate from start to finish.

Next comes the Trailblazer dogsled continued on page 15 ▶

NEW ENGLAND OUTPOST #39

More than fun.



Rendezvous Rumblings

The mist of rain that hit my face as I crossed the footbridge into Rendezvous '80 was reminiscent of four years before at Blue Eye. But the excitement at Crossville was to be much different from the unplanned adventures of yesteryear.

The Cumberland Mountains of Tennessee provided a perfect setting for this quadrennial meeting of the Royal Rangers Frontiersmen Camping Fraternity. The third of its kind, it attracted some 683 men and boys from across the United States and overseas. Miss Karen Phillips, an FCF member from Australia, was an honored guest.

The camping area was a dazzling spectacle with some 84 teepees pitched across the valley. Indians once camped here and called the place "Sequatchie," which means, "hog trough." We saw later how this valley would live up to its name.

The Sequatchie River ran along the southern line of the camping area, and provided fresh drinking water for the camp. An old stone wall marked the site of a water mill where early pioneers ground their corn. Below the dam was an excellent swimming hole that many frontiersmen took advantage of during the hot afternoons.

Daily activities included the blast of muzzle-loaders, the thud of knives or tomahawks finding their mark, the crack of flint against steel, along with the jawin' 'n' the tradin.' Evenings were permeated with the smell of woodsmoke.

Unplanned guests included a couple of donkeys from the Peninsular Florida District with the unforgettable names of Flapjack and Ginger. You've never really enjoyed a camp-out until you've been awakened in the middle of the night by a donkey braying.

A major attraction was the live pig brought along by the boys from Alabama. After the shoat was prepared for roasting, the men from Dixie were hauled into Frontier Court on a murder charge, Judge Hawkeye presiding. Charged with "hogacide," the defendants weasled out by paying a \$5 fine and inviting the staff to supper.

The late evenings were punctuated with ole-time Pentecostal services under the brush arbor. Circuit-rider Johnnie Barnes himself preached his heart out

CONTINUED ON NEXT PAGE ►



The Cumberland Mountains of Tennessee provided a perfect setting for this quadrennial meeting of the Royal Rangers Frontiersman Camping Fraternity. Men and boys benefited both physically and spiritually.

every night as the camp experienced a genuine move of God. Speaking of his own experience with God, Preacher Barnes said, "I feel better now when I feel bad, than I used to feel when I felt good!"

Preaching on the essentials of Bible Christianity, the circuit-rider said true Christians are (1) Born again, (2) Have ceased from the practice of sin, (3) Love the brethren, (4) Work for Jesus, (6) Follow the Golden Rule, and (7) Have the hope of the return of the Lord.

Long to be remembered is the Frontiersmen Trace, the undertaker measuring visitors for the wooden box, checker games atop old barrels, and the pickin' 'n' grinnin'.

Returning to modern life has its advantages, but the rumblings from the Rendezvous will enrich the frontier spirit around many friendship fires for many moons to come.



New words to an old tune fill our memory:


*"We had a Rendezvous in '72,
Got washed away at Blue Eye, me and you,
In '80 we're in Crossville, Tennessee,
In the Frontiersmen Camping Fraternity."*

And before you know it, four years will have rolled around, and we'll hear:

*"And here it is the time for Rendezvous,
A muzzle-loadin' shoot for me and you,
We'll knife and tomahawk, our way clear through,
At the National FCF Rendezvous!"*







The F.C.F. President Speaks Out

BY FRED DEAVER

One of the most common questions that I'm asked is: "How is the FCF program going?" My answer is always—"GREAT!" As we compare our first rendezvous back in 1972, with the recent rendezvous at Crossville, Tennessee, in 1980, we see many great strides forward in the FCF program.

At the very first rendezvous there were no teepees. In 1980 Sequatchie Valley was covered with over 80 teepees and primitive lean-tos. Our men and boys have gained expertise in the skills of our forefathers, and have become authentic in their dress. Their buckskin and homespun costumes plus authentic gear made them look like real frontiersmen from the past.

It is very inspiring and gratifying to see these men and boys keep alive the skills of our frontier forefathers. They have learned the methods of primitive cook-

ing and starting fires with flint and steel. They have learned to use the muzzle loader, and are becoming experts in the field of frontier history.

Great strides have been made spiritually in the FCF over these past years. We are seeing greater spiritual emphasis at the phase two testing and initiations. Around the friendship campfire at night we encourage all FCF members to become greater examples in Christian living and in Christian service.

We are seeing within the ranks of FCF a strong brotherhood of love that is complementing the Royal Rangers ministry. Many of these men and boys have found places of leadership within the local church, the section, the district, and regions. These dedicated men and boys are striving to give God their best, and it is with great pleasure that we observe this spiritual growth. We have placed our

eyes steadfast on the goal to become a motivated Christian organization.

The FCF is the most colorful organization of its kind—second to none in the world. It has captured the imaginations of men and boys. It has caused them to want to advance in Royal Rangers. It has been the umbilical cord that has kept the boys after they have gone through the Royal Rangers program, or who are attending college; or involved in military service. FCF has been the link that has kept them involved with Royal Rangers, and in the church.

A new organization called the "Trappers Brigade" is challenging men and boys to become involved in benevolent work outside of Royal Rangers. They are reaching out in service to the church community, and to the world community. The image and esteem of the FCF in the eyes of those people that the Trap-



pers Brigade has assisted has been great. We are excited about the Trappers Brigade and its role in FCF.

We are considering new ideas to better finance our FCF chapters. One plan is life membership for FCF members. Life membership funds would be put into an investment account where the chapter can draw interest each year to help finance their projects and goals. This could be a great financial help for the districts.

One of the things that we hope to accomplish in the next four years is the standardization of our FCF Phase One and Two initiations throughout the United States, and that all chapters begin to coordinate in a united effort to reach the same goals for FCF.

I believe the FCF program has been ordained by our Lord Jesus Christ. We need to pray more for the men and boys

in the fraternity and for souls throughout this nation and throughout the world; that our fraternity will be well spoken of in the ranks of all our ministries. What a privilege it is to be able to serve God in such an enjoyable way and yet at the same time to be able to accomplish the things that the Scripture teaches us. To be a part of a motivating force that can cause men and boys to want to become part of a real ministry. The FCF is a bridge to help reach boys for Christ. We must always complement the Royal Rangers, for without the Royal Rangers there is no reason for our being.

As national president, it has been a real high honor and privilege to serve the men and boys of this nation in this great fraternity. I am earnestly seeking God for leadership in the next four years to help guide this great spiritual giant that is beginning to flex its muscles. *

Who Are These Fathers?

By Alan A. Brown

February finds us celebrating the birthday of George Washington, the "Father of His Country." This event provides an opportunity to turn attention to other "fathers," real and otherwise. How many "fathers" in the following 14 questions can you identify correctly?

1. This father is always pictured carrying a scythe and an hourglass.
2. History records him as the "Father of the Declaration of Independence."
3. Whose father swore him into office as President of the United States?
4. England, too, has a "Father of His Country." Who was he?
5. He's famed as the "Father of Medicine."
6. He's the fatherly symbol of the City of New York.
7. "It's a wise father that knows his own child," wrote Shakespeare. In which play?
8. Obsessed by greed, he changed his daughter into gold.
9. A President of the U.S., he was also the father of a President of the U.S.
10. This river is known as the "Father of Waters."
11. Father Brown is the noted detective in the mystery stories written by whom?
12. He was the father of our own George Washington.
13. As chief-of-staff of the French Army during the first World War, he was nicknamed "Papa."
14. He was the father of Cain and Abel.

ANSWERS

1. Father Time
2. Thomas Jefferson
3. Calvin Coolidge
4. Alfred the Great
5. Hippocrates
6. Father Knickerbocker
7. "The Merchant of Venice."
8. King Midas
9. John Adams
10. Mississippi River
11. Gilbert K. Chesterton
12. Augustine Washington
13. Marshal Joffre
14. Adam

References:

- "Famous First Facts," Kane, 1934
 "5,000 New Answers to Questions," Haskins, 1933
 "American Thesaurus of Slang," Berry, 1942
 "New Pocket Quiz Book," Slifer & Crittenden, 1939

Get Your Boys Involved In the Holiday Season

“The Thanksgiving, Christmas, and New Years seasons are great opportunities for Royal Rangers to serve the church community. Consider the following ways commanders can make their Royal Rangers a part of the many celebrations of these seasons:

By Bob Fox

During a hike in the woods a troop of Boy Scouts came across an abandoned section of railroad track. Each, in turn, tried walking the rails but eventually lost his balance and tumbled off.

Suddenly, two of the boys, after considerable whispering, offered to bet that they could both walk the entire length of the track without falling off. Challenged to make good their boast, the two boys jumped up on opposite rails, extended a hand to balance each other, and walked the entire distance of the section of track with no difficulty whatever.

There, in a nutshell, is the principle of

modern church family living. The day of the hermit and the lone wolf is gone forever. We do things better, we produce more, and we live better by helping each other. The fellow who lends a helping hand benefits himself, while at the same time he helps the other fellow.

An individual church's Royal Rangers Department can make significant contributions to the total church program. The winter season is approaching, when Royal Rangers ministries are not often apparent in the local church. Ranger programs need not blend into the woodwork, cease to function, or get lost among

all of the activities of these busy seasons.

The Thanksgiving, Christmas, and New Years seasons are great opportunities for Royal Rangers to serve the church community. Consider the following ways commanders can make their Royal Rangers a part of the many celebrations of these seasons:

- In full uniform, serve as ushers on those special days.
- Host a pie social after some Sunday evening service.
- Decorate the church or arrange a Thanksgiving, Christmas, or New Years scene on the church ground.



OUTPOST COMMANDER'S AWARD

The Outpost Commander's Award is a special achievement award for Outpost Commanders who have demonstrated outstanding service in achieving the goals of the overall Royal Rangers program. The following is a list of categories in which points may be earned for this award. All points must be earned for service rendered during the calendar year.

Name _____ Address _____ City _____

State _____ Zip _____ District _____ Outpost Number _____

FILL IN THE BLANKS WITH THE NUMBER OF POINTS EARNED:

1. AN UP-TO-DATE CHARTERED GROUP: 20 points. _____
2. COMPLETED LEADERSHIP TRAINING COURSE: 20 points. _____
3. ADVANCEMENT PARTICIPATION: 25 points if at least 50% of your outpost received an advancement, and at least four Councils of Achievement were conducted. _____
4. OUTPOST CAMPOUTS: 2 points for each campout. _____
5. OUTPOST OUTINGS: 2 points for each outpost outing other than campouts. _____
6. ATTENDING A NATIONAL TRAINING CAMP: 10 points. _____
7. ATTENDING OTHER NATIONAL TRAINING EVENTS: (ANTC, NTT, etc.) 10 points. _____
8. OUTPOST PARTICIPATION IN A DISTRICT POW WOW: 5 points. _____
9. BOYS WON TO CHRIST: 5 points for each boy. _____
10. NEW MEMBERS: 2 points for each new member. _____
11. RANGER OF THE YEAR PROGRAM: 5 points. _____
12. WEARING PROPER UNIFORM: 5 points. _____
13. OUTPOST MEETINGS: 1 point for each meeting conducted. _____

REQUIREMENTS FOR AWARD

1. The outpost must have an up-to-date charter.
2. The Commander must have completed the Leadership Training Course
3. A minimum of 175 points are needed to qualify. (150 points for Buckaroo leaders).

All Outpost Commanders who meet the above qualifications will be eligible to receive and wear the Outpost Commander's Award. Time period - JANUARY 1 of the current year through DECEMBER 31.

NOTE: Please complete your copy of the Outpost Commander's Award Evaluation Sheet and mail it to your District Commander, not the National Office. Your District Commander will supervise the awarding of the Outpost Commander's Award. Five dollars should be attached to cover the cost of the medal. (Subject to change by GPH without notice.)

If all Outpost Commanders of one church earn this award, the Senior Commander may wear an Outpost Commander's Award also.

ROYAL RANGERS

Assemblies of God Boys Program

JOHNNIE BARNES
National Commander

PAUL STANEK
National Promotional &
Training Coordinator



1445 BOONVILLE AVE.
SPRINGFIELD, MO. 65802
(417) 862-2781 Ext. 264

Dear Royal Rangers Leader:

Choice Christian greetings!

This is your personal invitation to attend a Royal Rangers National Training Camp. These camps are designed to give you the very best of training for all phases of the Royal Rangers program, with the major emphasis on camping!

Attending NTC is one of the greatest investments you can make! We therefore, urge you if at all possible, to take advantage of this opportunity.

The attached application form lists locations and dates of the camps. Since we must limit each camp, we encourage you to send in your application as soon as possible.

For those leaders who have already attended an NTC, you are invited to attend one or all of three additional training experiences.

On the National Training Trail you will participate in one of three outstanding, rugged outdoor adventures surrounded by some of America's most beautiful scenery. We will be on the trail for three exciting days, carrying all our gear and food in backpacks. The locations and dates: Big Thicket, Texas--May 28-31; Desolation Valley, California--July 9-12; and Bakers Mills, New York--September 10-13.

National Aquatics Camp (NAC) is designed to provide leaders with the opportunity to develop their basic skills in aquatic activities, to train leaders in the techniques needed to provide a safe aquatic program for boys and to provide opportunity of outstanding fellowship and adventure. Location and date: Los Angeles, California--September 1-6, 1981.

National Canoe Expeditions (NCE) gives leaders specialized training on how to conduct canoe trips and to provide an outstanding adventure in some of the most beautiful canoe country in America. Dates and locations: Point Pleasant, Pennsylvania--June 4-7; and Ely, Minnesota--July 16-19.

For further information and applications, please contact the National Office, your District Commander or your District Training Coordinator.

Here's hoping you will be able to join us for one of these exciting adventures!

"READY" in His service,

Johnnie Barnes
National Commander

JHB:dj

NATIONAL TRAINING CAMP

1981 APPLICATION

NAME _____ STREET ADDRESS _____

CITY _____ STATE _____ ZIP _____

CHURCH _____ DISTRICT _____

OCCUPATION _____ AGE _____

CAMP PREFERENCE

<input type="checkbox"/>	Pen Florida	Flaming Arrow Camp, Lake Wales, FL	February 5-8,	1981
<input type="checkbox"/>	North Carolina	District Campground, Siler City, NC	April 9-12,	1981
<input type="checkbox"/>	Arizona	Camp Lawton BSA, Tucson, AZ	April 23-26,	1981
<input type="checkbox"/>	Texas	District Campground, Jacksonville, TX	April 23-26,	1981
<input type="checkbox"/>	Kansas	Pending	May 7-10,	1981
<input type="checkbox"/>	Illinois	District Campground, Carlinville, IL	May 14-17,	1981
<input type="checkbox"/>	Tennessee	Camp Ambassador, Goodlettsville, TN	May 14-17,	1981
<input type="checkbox"/>	Minnesota	Heritage BSA Camp, South Haven, MN	May 21-24,	1981
<input type="checkbox"/>	Southern Cal	Los Angeles Area, CA	May 21-24,	1981
<input type="checkbox"/>	Potomac	Bailey Campgrounds, Falling Waters, WV	May 28-31,	1981
<input type="checkbox"/>	Northwest	Camp Meacham, Camp Meacham, OR	June 25-28,	1981
<input type="checkbox"/>	Hawaii	Hawaii	July 15-18,	1981
<input type="checkbox"/>	Northern Cal	Steward Scout Ranch, Saratoga, CA	July 30-Aug. 2,	1981
<input type="checkbox"/>	Northeast	Camp Edge, Alloway, NJ	September 10-13,	1981
<input type="checkbox"/>	Alabama	Camp Ambassador, Verbena, AL	October 15-18,	1981
<input type="checkbox"/>	Georgia	District Campground, Forsyth, GA	October 22-25,	1981
<input type="checkbox"/>	Southern Cal	Los Angeles Area, CA	December 10-13,	1981

You must be in good health in order to participate in the strenuous activities of the training camp. Therefore, it is required that you have a physical examination. After the examination, please sign the following statement. "After consultation with my physician I know of no physical reason that would restrict me from participating in the camp activities."

_____ (Signature)

Medical facts we should know in case of emergency:

In case of emergency notify: Name _____ Address _____

City _____ State _____ Phone _____ Relationship _____

REGISTRATION FEE

Because of the limited size and the advanced cost of setting up these camps, a \$30 registration fee must accompany this application. This will be applied toward the total camp fee which will be approximately \$55. If for any reason you are unable to attend camp, you must notify our office two weeks prior to the camp to receive a refund!

Mail this form to: Royal Rangers, 1445 Boonville Ave., Springfield, Missouri 65802

NATIONAL TRAINING CAMP

PERSONAL EQUIPMENT CHECK LIST

CLOTHING

1 complete Class B Royal Rangers uniform (long sleeve khaki shirt, khaki trousers, khaki Royal Rangers belt--no dress coats or ties are worn)
Please note: No cap or hat is needed. A special beret will be issued. (Every item except emblem, nametab and district strip should be removed from uniform)

1 Royal Rangers jacket

1 Royal Rangers sweatshirt (for colder areas only)

1 pair Army fatigue trousers or other work-type trousers for casual wear

2 Royal Rangers T-shirts

Extra uniforms or fatigues for fresh change, as desired

1 pair heavy shoes or boots for camp activities and hiking

2 pairs heavy socks (navy or black)

1 poncho or raincoat with hood

Underclothing and handkerchiefs

Pajamas

PERSONAL ITEMS

Sleeping bag

Folding camp cot

Toilet kit and mirror (no outlet for electric razor)

Towels and washcloths

Mess kit (plate, bowl, and cup)

Silverware kit (knife, fork and spoon)

Canteen

Pack and lightweight pack frame (for overnight hike)

Small lightweight tent (for overnight hike)

Ground cloth (waterproof)

Air mattress or foam pad

Flashlight with extra batteries

Personal first aid kit

Pocket knife and whetstone

Hand axe

8 inch mill file

Compass (Silva style preferred)

Waterproof match container with matches

"Adventures in Camping" handbook

"Leader's Manual"

Small Bible

Pen and pencil

OPTIONAL ITEMS

Sunburn lotion

Sunglasses

Insect repellent

Folding plastic cup

Thermal underwear (for colder areas)

Nail clippers with fingernail file

Camera

Compact sewing kit

Survival kit

Small package of facial tissues

Ditty bag to carry small items

Pillow

ved on

and New Year's seasons are great
to serve the church community."

(FCF men and boys in costumes would add life to the scene.)

- Enter community parades. Build a church/Rangers float.
- Cooperate with the Men's Department to raise money and then take a needy or handicapped boy Christmas shopping. Call it "Take a Boy Shopping Day."
- Planning a church Thanksgiving or Christmas offering of canned goods. Royal Rangers could prepare food baskets for the needy. Remember, FCF men and boys get Trappers' Brigade points for food baskets.
- Ring the church bell every hour on the hour Christmas Day.
- Advertise your church and Rangers program by volunteering for flag ceremonies with appropriate community civic clubs during the many seasonal activities.
- Put on a skit in the Thanksgiving, Christmas, or New Years services.
- In full uniform, pass out Christmas treats at your church's Christmas program.

And, be sure to take black and white photos of these activities for publicity in the local media and the district's Royal

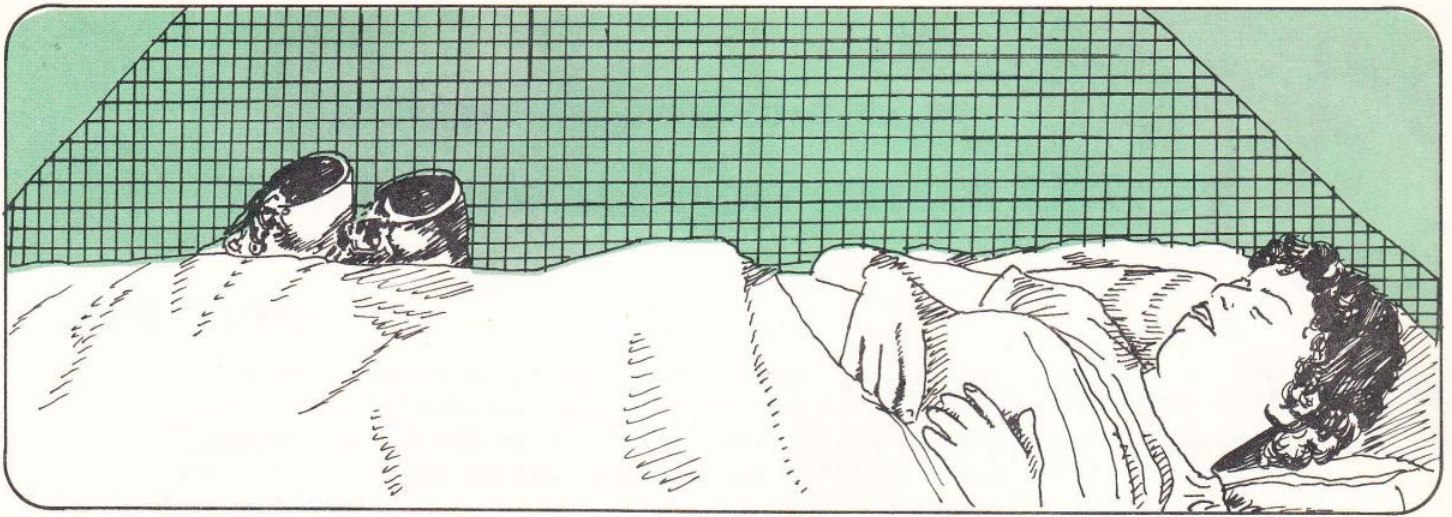
Rangers News.

These are just a few of the many innovative ideas every outpost can create in cooperation with the church staff.

The difference between an effective church in reaching a community for Christ and an ineffective church is often reflected in the cooperation, or lack of it, among the people who make up that church.

When people help each other freely and voluntarily, there's a spirit of teamwork that draws a church together. Give your boys a chance to minister during these important seasons. *





Backyard Camping

BY BARBARA SKAGGS

Straight Arrows get their chance to rough it.

Sleeping bags and pillows began to fill the house. The Straight Arrows were so excited . . . they were actually going to camp out, just like the Buckaroos or Pioneers, you know, the "big" Royal Rangers!

So often, Straight Arrows hear announcements about Royal Rangers camp-outs in church and at Royal Rangers meetings, yet the Straight Arrows themselves are too young and inexperienced to be included. Many Royal Rangers campouts are located near water or in mountainous regions. Long hikes are a



A small campfire provided atmosphere.

part of many programs which little legs couldn't master as well as other activities. It is hard for a Straight Arrow to be enthusiastic as an older Pioneer brother leaves the house with sleeping bag and foil lunch.

This was the situation I had encountered as a Straight Arrow Commander at



our church. Not desiring their spirit of "adventure" be dampened by circumstance (they would participate in those camp-outs if they could!) my husband and I organized a Royal Rangers camp-out for Straight Arrows only, at our home one Friday night. Parents didn't even hesitate leaving their offspring in our care . . . no rivers, no wilderness. After all, it was just a "spend-the-night" party wasn't it?

Not to our Straight Arrows!

They ate campside beans and hot dogs and roasted marshmallows over a small campfire my husband, Don, prepared—in our grill!

After chow-time, some games and songs, a devotion was shared. The boys then turned in.

In our fenced-in backyard, the Straight Arrows settled in for the night beneath a blanket of stars.

During the night, one Straight Arrow after another, asked Commander Don to escort him into the house. By morning, about half of those Rangers were sprawled in our living room, den, and on

"Commander, did you happen to find a teddy bear?"



the floor and sofa!

After a hearty camp breakfast of cereal and milk, parents began arriving to retrieve their "campers."

How thrilled our hearts to hear one of those little ones shout, "I camped out, Dad!"—he had spent the night on the sofa!

The Straight Arrows took their outing seriously. Don had them break camp and perform other duties; duties they would learn in more detail as they advanced in the Royal Rangers program. In all, the event was a success.

If your Straight Arrows are faced with a similar situation, you may wish to try this "camp-out" method. But don't be surprised if, an hour or so after the last Ranger has left, you receive a phone call from an anxious boy who wistfully asks, "Commander, did you happen to find a teddy bear?"



Campground Scare

Very soon the lights were out and most were asleep.

Commander Jimmy Mitchell of Outpost 96 at Altus, Oklahoma, had planned an exciting camp-out in the Wild Life Refuge near Lawton, Oklahoma, but were visited by some uninvited guests.

After gathering at the church and having prayer, there was a mad scramble for the bus and a 50 mile trip to the campsite. Commander Matheney had gone ahead to be sure the gates were unlocked, only to find the lock had been changed and a new key could only be obtained from the Park Ranger, which took some of their precious time. After a few unscheduled



delays, the site was reached, camp hurriedly set up and meals cooked in preparation for the council fire with Rev. Carl McCoy, Presbyterian of Section 12 Oklahoma District, speaking.

After a wonderful and inspiring time

AS GIVEN TO LEON WILLS
BY KENNETH AUSTIN



around the fire, the boys made their way back to their tents. Very soon the lights were out and most were asleep.

Sometime during the night Commander Austin and Commander Collins were awakened by a strange, unfamiliar noise that was very close. Their first thought was that some wild animal of the Wichita mountains was getting ready to attack. Very slowly and carefully Commander Austin reached for his flashlight and unzipped the tent flap not knowing what to expect. The light revealed what seemed like an endless group of eyes. A whole herd of wild buffalo were grazing through the camp. They realized the importance of being careful not to excite or panic these 2,000 pound creatures or everything in their path would be demolished if they decided to stampede. It was not even a good idea to awaken the boys because of the added excitement. Finally not knowing what else to do, one of the Commanders turned on his car's headlights hoping the beasts wouldn't get too excited. It was working. The animals

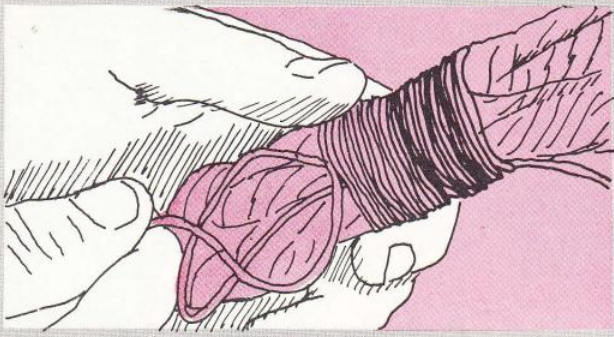
A whole herd of wild buffalo are grazing through the camp



scattered in all directions until one of them caught its foot in the guy rope to the flag pole. It came down with a loud crash, causing them to stampede, but by then they were all out of camp.

The next morning all that was left of their visit were hundreds of huge tracks and the flagpole on the ground. Prayers were given in thanks to God for his divine protecting hand because even though these animals are part of a Wild Life Refuge, they are still very wild and have injured several people who were trying to get pictures.

The camp-out was very successful and several wild animals were guests, but the herd of 2,000-pound wild buffalo was truly an unexpected visit.



CAMPCRAFT

MAKE YOUR OWN ROPE

BY WAYNE FARRAND

The Royal Rangers program includes many outdoor and camping activities, where an abundant supply of rope of various lengths and sizes is an advantage. Factory-made rope can become an expensive budget item. Therefore, the ability of a Rangers outpost to make its own quality rope provides a great opportunity as an activity and also to make material for other activities.

Equipment and Materials

Construct ropemaking machine consisting of headstock and tailstock frames and spacer board. See attached diagrams.

Manila binder twine or baling twine is used as raw material for the rope. This is available at farm supply stores.

Strong string or cord is needed to whip the ends of the rope. A sharp pocket knife is needed to cut the twine and the finished product.

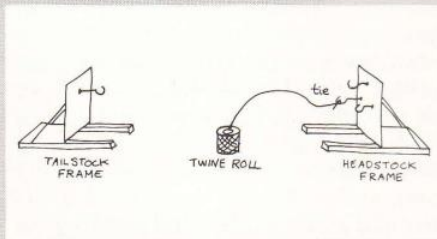
General Information

Rope is made up of many small lines of twine divided into three (3) strands. The twine in each strand is twisted together and the three strands are also twisted together. The ropemaking machine used in these instructions accomplishes this.

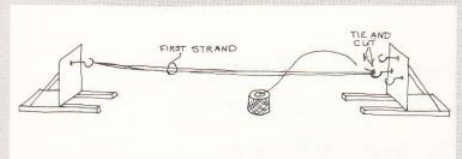
Stringing Instructions

The ropemaking frames are set up with the hooks facing each other. Since rope shrinks during construction about 10% as the lines and strands are twisted, set the frames up an appropriate distance further apart than the desired length of rope. Estimate the size of rope to be made by judging how many lines of twine are necessary in the rope. The total should be divisible by three (3) so there is an equal number of lines in each strand.


STEP 1. Stringing the machine is begun by pulling the end of the twine from the bale or spool on which it comes and tying it to one hook of the headstock.



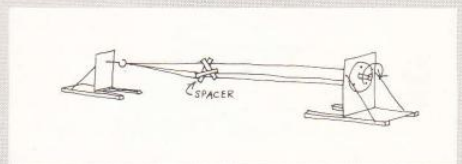
STEP 2. With Rangers standing on the platforms of both the headstock and tailstock frames, string the desired number of lines between this headstock hook and the single tailstock hook. Tie the last line off on either the headstock hook or the tailstock hook. It makes no difference, only assures that the desired number of lines are included in this strand.



STEP 3. In the same manner string strands of equal numbers of lines to each of the other two headstock hooks. All three strands are strung to the single tailstock hook.



STEP 4. Place the strand spacer between the three strands and begin cranking the headstock crank in a clockwise direction. A lot of cranking is required at the headstock to twist all three strands so they are twisted tightly. The strand spacer must be kept in place to keep the strands separated. The tailstock crank is not turned while the strands are being twisted.



STEP 5. When the strands are twisted tightly, the spacer is moved toward the tailstock to begin the strand twisting. As the tailstock crank is turned